

PCDO01 Dissolved oxygen online analyzer

Features

- 2.8 inches 12864 lattice screen
- Isolating transmitting output, with little interference
- Isolating RS485 communication.
- DO/SAT/OPP measurement, temperature measurement, upper/lower limit control, transmitting output, RS485 communication.
- Configurable manual and auto temperature offset function
- Configurable upper/lower limit alarm and delay
- Configurable hummer and LCD backlight switch
- Optional language, Chinese and English
- Zero oxygen and full-scale calibration

Applications

- Sewage treatment plant
- Waste water treatment
- Water treatment
- Drinking water
- Surface water: river, lake, sea
- Fishery
- Boiler feed water
(trace oxygen measurement)

Notes:

- 1 Do not misuse documentation.
- 2 The information presented in this product sheet is for reference only. Do not use this document as a product installation guide.
- 3 Complete installation, operation, and maintenance information is provided in the instructions of the product.
- 4 Misuse of the product may cause danger or personal injury.



Product overview

Dissolved oxygen online analyzer, an intelligent online chemical analyzer, is widely applied for continuous monitoring and measurement of dissolved oxygen, saturation, oxygen partial pressure and temperature in the solution in the industry of thermal power, chemical fertilizer, environmental protection, metallurgy, pharmacy, biochemistry, food and water, etc.

Continuous monitoring measurement data is connected with the recorder via transmitting output to realize remote monitoring and recording. It can also be connected with RS485 portal via MODBUS-RTU protocol to access computer for monitoring and recording.

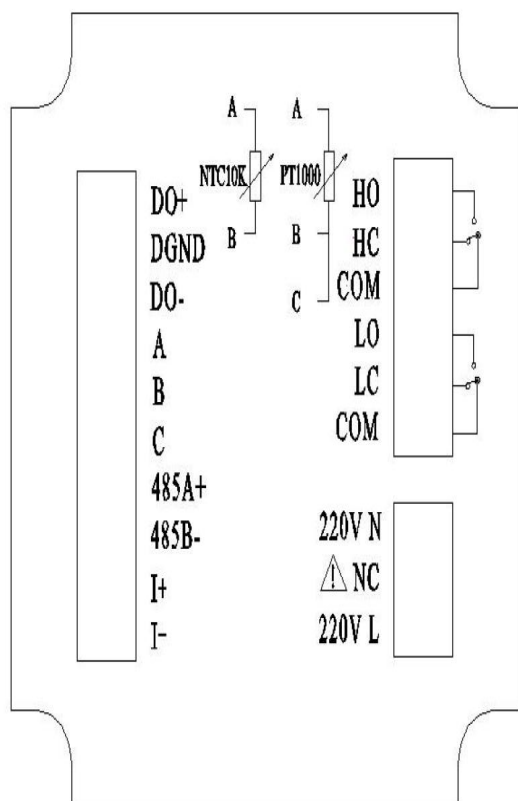
Caution:

Confirm that the instrument is not power on before connected with signal wire, to avoid electric shock. Use double insulation wire to prevent fire accident. Do not put electric product close to signal terminal, which may cause failure.

Technical indicators

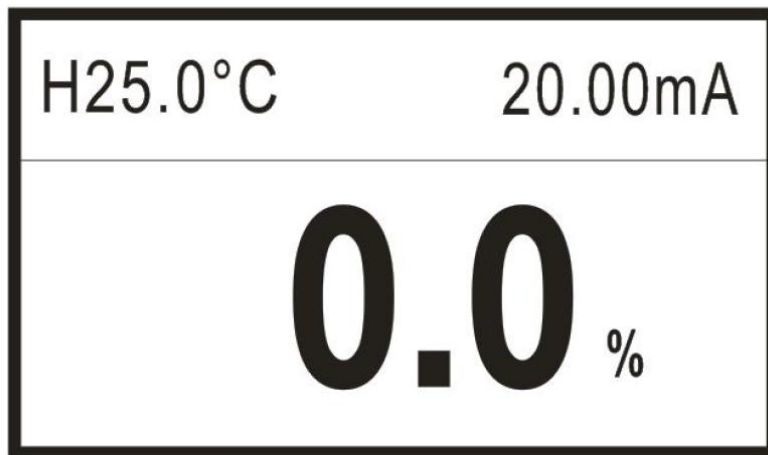
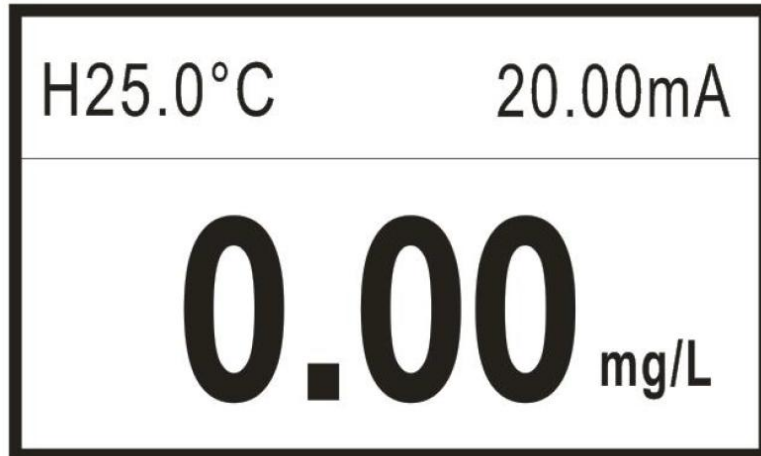
Measurement variables	dissolved oxygen, saturation, oxygen partial pressure.
Measuring range	0 - 20mg/L, 0 - 200%, 0 - 400hPa, -10 - 60°C
Resolution	0.01mg/L, 0.1%, 1hPa, 0.1°C
Repetition	±0.5%FS
Temperature measurement type	NTC 10K/PT1000, auto A/manual H
Resolution	0.1°C
Output	4~20mA output, maximum loop is 750Ω, ±0.2%FS
Correction accuracy	±0.5°C
Output type	4 - 20mA current transmission output, RS485 digital signal output
Max. loop resistance	750Ω
Accuracy	±1.5%FS, 0.1%FS
Communication protocol	standard MODBUS-RTU (customizable)
Power	AC220V±10%, 50Hz/60Hz (optional 24V±10%)
Alarm relay	AC250V, 3A

Wire connection








- DO+: Dissolved oxygen electrode anode
- DGND: Dissolved oxygen electrode shielded wire
- DO-: Dissolved oxygen electrode cathode
- TEMP A: temperature offset terminal A, NTC10K A and PT1000 A
- TEMP B: temperature offset terminal B, NTC10K B and PT1000 B
- TEMP C: temperature offset terminal C, temperature of PT1000 three-wire system and PT1000 two-wire system need to be short-circuited with TEMP B, NTC10K does not need to connect with TEMP C.
- RS485(A+): RS485 communication interface A+
- RS485(B-): RS485 communication interface B-
- I(+): 4-20mA output port +
- I(-): 4-20mA output port -
- HO: high alarm of normal open relay
- HC: high alarm of normal close relay
- COM: common port
- LO: low alarm of normal open relay
- LC: low alarm of normal close relay
- COM: common port
- 220V L: AC220V fire wire
- NC: null
- 220V N: AC220V zero wire

Dissolved oxygen monitoring page & saturation monitoring page



Definition of buttons



Sign	Button	Function description
	EXIT	Check related warning status on the “monitoring page” Return to previous level page in the up& down level page linked to “menu page”
	RIGHT	Make a recurrent selection of digit of parameters Check the display values of other unit on the “monitoring page”
	MENU	Enter the MENU on the “monitoring page” Exit the MENU on the “menu page”
	DOWN	Select the related menu on the “menu page” Modify the values in the configuration state
	ENTER	Enter the sub-menu or confirm modification on the “menu Page”

Wotian reserves the right to make any change in this publication without notice. The information provided is believed to be accurate and reliable as of this product sheet.

Contact us

Nanjing Wotian Technology Co.,Ltd.

Website: www.wtsensor.com

Add: 5 Wenying Road, Binjiang Development Zone, Nanjing, 211161, China

E-mail: dr@wtsensor.com